

Installing and
Maintaining
**Automatic
Doors** for
over 20
years!



- Home
- Products**
- About Us
- Service & Maintenance
- Installation & Contracts
- Contact Us

You are here: [Products](#) > [Accessories](#) > Sliding Accessories

sliding Accessories

[Download this Spec sheet](#) 

Electric Lock

Electric Lock For the Bis, Ten, and Rex Range,
Includes a Manual Release.



LOKSBM - Manual Release

LOKSBM - Manual release for lock device BIS O / V / T and TEN.




SCB1 - Battery Monitoring Card

The SCB1 hardware key allows to activate the control function of the battery charge status if one of the following abnormal conditions occurs:

- power cut ;
- no batteries or short circuit ;
- or flat batteries,

The door opens and will remain open.



COM 2 - Slimline Digital Selector

This selector permits to select and set desired operating mode of the automatic door. A security code may be entered for activating the keyboard.



OCEL1S—Photocell Set

The CEL photocells may be used to protect against compression, shearing, trapping and general danger areas of the motorized door.



SUP C1 - Open Guard Support

Support for keeping the BIS, TEN guard open



Floor guides

Available as a single roller, double roller, type Besam, or 18mm²/22.5mm² Nylon Block



TEL2 - Remote Programming

TEL 2 is an infra-red remote control suitable for adjusting the function parameters of Bis, Ten, Rex, and Volo automations, as well as movementSensors PAS M 24/M 24W. In the case of the automations, the speed, operating force, sensitivity to obstacles etc can be adjusted. This accessory also allows entering a security code to avoid unauthorised changes to the settings.



DMCS - Software Programming

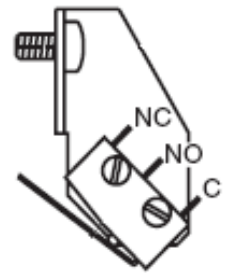
DMCS software has the following characteristics plus more:

- Changing parameters from the PC instead of from trimmer and dip-switch
- Details of control panel status
- Updating of Control board Firmware



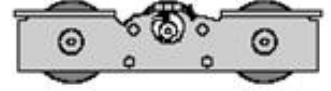
BISFC - Limit Switch

BIS O-V-T and TEN limit switch which will output a NO or NC signal when either the door is open or closed. Can be attached to either one of the door stops within the BIS/TEN profile, or on the Electric Lock.



BIS RP

Reinforced carriage wheels for the BIS O/V.



Powder Coating Service

We are able to provide Powder coating of most finishes, anything up to 6600mm

